

# Fender Musical Instruments Corporation

## PRINT MANIFEST

Although the shipping documents should include a packing list, the warehouse can use Log-Net to create their own document to confirm materials and quantity to receive.

Go to the **Reports** header and select *Manifest*.



The warehouse will generally want to print a manifest by container, but Log-Net gives you several options if it is more convenient (such as per vehicle or BL). Select *Manifest by Container* for the Manifest display, and then enter your container # in the Search field.

**Manifest**  
**Print**

Manifest display:  
Manifest by Container (selected)  
Manifest by Vehicle  
Manifest by BL  
Load Plan  
Load Plan by Vehicle  
Load Plan Analysis  
Unprinted Manifest

☐ Include Packing List

**Search Criteria**


Container: MOFU6706519  
Vehicle ID:   
Orig ID:   
Load Date Start:   
Arrival Date Start:   
Active Base Type: VSL (selected)

Carrier ID:   
Voyage/Trip:   
Dest ID:   
Load Date End:   
Arrival Date End:


**Search**


You can also select the format the manifest will print in. The PDF format will be the best version to use if you are simply comparing materials and quantity reported versus actually received, but you can also select other formats if you ever need to manipulate that data.


# Fender Musical Instruments Corporation


Manifest display:  
Manifest by Container 

☐


Use Supplemental Manifest Configuration  
Subtotals in each manifest by:  



Report Output:  
  
PDF  
HTML  
XLS - Excel 2002  
XLS - Excel 2000  
Delimited Text  
DBF - Unformatted  
DBF  
XML






Container: MOFU6706519 Carrier ID: 



After you hit the Search button, Log-Net will display all containers that match your criteria. You must then click on the Select box and hit Print.



**Search Criteria** 






Container: MOFU6706519 Carrier ID: 


Vehicle ID:  Voyage/Trip: 


Orig ID:  Dest ID: 

Load Date Start:  Load Date End: 

Arrival Date Start:  Arrival Date End: 

Active Base Type: VSL 



Search Results 										
Select	Container	Type	Carrier ID	Vehicle ID	Voy/Trip	Orig Date	Dest Date	Orig ID	Disch	Dest ID
<input checked="" type="checkbox"/>	MOFU6706519	VSL	APLU	APL SCT	180E	2009-11-05	2009-12-10	MAA	LAX	ONT



You will now see your manifest displayed in a pop up box. You can now print the manifest from this pop up box so that you have a physical copy.

# Fender Musical Instruments Corporation

PDF

Run in Background

Include Packing List

**Search Criteria**

Container: MOFU6706519

Vehicle ID:

Orig ID:

Load Date Start:

Arrival Date Start:

Active Base Type: VSL

**Search Results**

Select	Container	Typ
<input checked="" type="checkbox"/>	MOFU6706519	VSL

JERY 68ZLMGJA52MPFRKI7544348668.pdf (application/pdf Object) - Mozilla Firefox

http://fmic.log-net.com/lognet/mgr/rpt/JERY68ZLMGJA52MPFRKI7544348668.pdf

82%

Search Web

Adobe Reader 7.0

**Fender Musical Instruments Corporation**

**Fender Manifest**

Report Date: 2009-11-06 16:52:28 EST

Revision: 6.507.1550

Origin Country: INDIA

Page 1 of 2

FCR/FOR0000000160

Container	Vehicle ID	Voy/Trip	Carrier	Sailing	Load Port	Est POD	Port of Disch	Movement
Commodity	Fdr Vehicle	Fdr Voy/Trip	Fdr Carr	Rly Sail	Rly Port	ETA Dest	Dest City	SVC #
MOFU6706519	APL OCT	2009-11-07	CHENNAI			2009-12-05	LOS ANGELES	CYCY
						2009-12-10	ONTARIO	NONE

**Vanning Position Guide**

Container Type: DRY 40 86

Seal: \_\_\_\_\_

Comment: \_\_\_\_\_

Van Pos	Orig	PO	Material Number	PO Line	Vendor	Description	Shipped Quantity	Qualifier ID	Rcv City	Receive Date	CBM	KGS	Storage/Trade Loc	Number
BL Number: MOLU398846166														
01-01	MAA	129455	2910010503	00290	30063	JS1R DINKY BLK	60	EA	MAA	2009-11-04	4.791	354	1500	
01-02	MAA	129455	2910020303	00310	30063	JS22R DINKY BLK WIGB	60	EA	MAA	2009-11-04	4.791	354	1016	
02-02	MAA	129455	0301200500	00290	30063	VINT MODIFIED STRAT 5SS 3TS	10	EA	MAA	2009-11-04	0.423	59	1016	
02-02	MAA	129455	0301230506	00290	30063	VINT MODIFIED TELE 5SH BLK	10	EA	MAA	2009-11-04	0.423	59	1016	
02-02	MAA	129455	2910010576	00300	30063	JS1R DINKY SW	25	EA	MAA	2009-11-04	1.557	147	1016	
02-03	MAA	129455	2910020328	00320	30063	JS22R DINKY IR WIGB	25	EA	MAA	2009-11-04	1.996	147	1016	
03-03	MAA	129455	2910020376	00330	30063	JS22R DINKY SW WIGB	25	EA	MAA	2009-11-04	1.996	147	1016	
03-03	MAA	129455	2910021303	00340	30063	JS23 DINKY BLK WIGB	30	EA	MAA	2009-11-04	2.396	177	1016	
03-03	MAA	129455	2910021308	00350	30063	JS23 DINKY NAT WIGB	18	EA	MAA	2009-11-04	1.198	88	1016	
03-04	MAA	129455	2910021376	00360	30063	JS23 DINKY SW WIGB	30	EA	MAA	2009-11-04	2.396	177	1016	
04-06	MAA	129455	2910023303	00370	30063	JS32T DINKY BLK WIGB	155	EA	MAA	2009-11-04	15.011	914	1016	
06-06	MAA	129455	2910023344	00380	30063	JS32T KELLY GMD WIGB	20	EA	MAA	2009-11-04	1.937	116	1016	
06-07	MAA	129455	2910023376	00390	30063	JS32T KELLY SW WIGB	30	EA	MAA	2009-11-04	2.905	177	1016	
07-07	MAA	129455	2910024303	00400	30063	JS32T KING V BLK WIGB	45	EA	MAA	2009-11-04	4.359	265	1016	
07-08	MAA	129455	2910024326	00410	30063	JS32T KING V IR WIGB	15	EA	MAA	2009-11-04	1.423	88	1016	
08-08	MAA	129455	2910024344	00420	30063	JS32T KING V GMS WIGB	10	EA	MAA	2009-11-04	0.799	59	1500	
08-08	MAA	129455	2910025303	00430	30063	JS32T WARRIOR BLK WIGB	45	EA	MAA	2009-11-04	4.359	265	1016	

The manifest will include all material #, description, quantity, and other PO information for the shipments loaded into the container. This manifest will include all items listed for this container in Log-Net. Any discrepancy between actual goods received and this manifest indicate that Log-Net was not properly updated, and the warehouse should follow their normal procedures for notifying discrepancies.